



AV

19, 2022,


(5).

Which organism names are impacted?

Oc	bac				
Oc	bac	a	#	B	ce a a #
Oc	bac	c	ce	B	ce a c ce
Oc	bac	c		B	ce a c
Oc	bac	dae	e e e	B	ce a dae e e
Oc	bac	e	d c	B	ce a e d ca
Oc	bac	a	aec	B	ce a a aec
Oc	bac		e e	B	ce a e e
Oc	bac	ae		B	ce a ae a a
Oc	bac	e	ed #	B	ce a e ed a#
Oc	bac			B	ce a
Oc	bac		ae	B	ce a ae
Oc	bac		ec	B	ce a ec
Oc	bac			B	ce a a
Oc	bac	e	d e ed	B	ce a e d e ed a
Oc	bac	e	d e e	B	ce a e d e e
Oc	bac		ae ae	B	ce a ae ae
Oc	bac		e a	B	ce a e a
Oc	bac		c	B	ce a c

#De e a c a ed a ec e .

What are the Potential Clinical Implications of Using the Alternate *Brucella* Names?



Differences in Antimicrobial Therapy and Management



How Can Laboratory Personnel Distinguish *Brucella (Ochrobactrum)* Species From Agents of Brucellosis, Including Select Agent *Brucella* Species?




Table 1: Morphologic and Phenotypic Characteristics of

Figure 1.

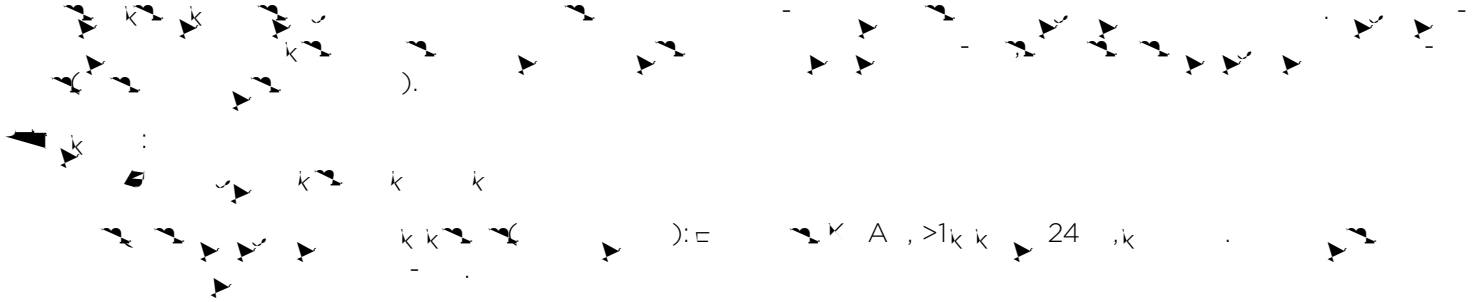
Figure 2. □



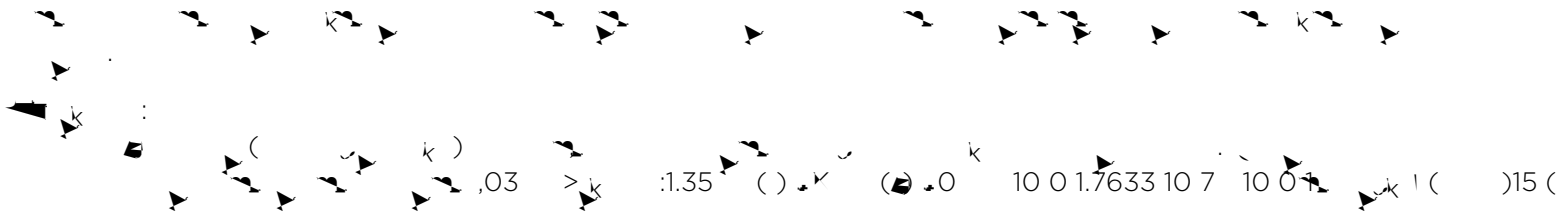
What Clinical Clues Can Aid in Distinguishing Infections Caused by Classic *Brucella* Species From Those Due to *Brucella (Ochrobactrum)* Species?



Scenario 2: Clinical Laboratories That Apply the *Ochrobactrum* Species Names.



Scenario 3: Uncertainty in the Species-Level Identification but Select Agent *Brucella* Species Were Ruled Out.



What Are the Suggested Next Steps for Clinical Laboratories?

- 1.

References

1.
